


## VAMP4 (Phospho-Ser30) Ab

Cat.#: AF8095  
Size: 50ul,100ul,200ul

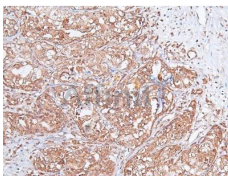
Concn.: 1mg/ml  
Source: Rabbit

Mol.Wt.: 16KD  
Clonality: Polyclonal

Application:	WB 1:1000-3000, IHC 1:50-1:200
Reactivity:	Human,Mouse,Rat
Purification:	The Ab is from purified rabbit serum by affinity purification via sequential chromatography on phospho- and non-phospho-peptide affinity columns.
Specificity:	VAMP4 (Phospho-Ser30) Ab detects endogenous levels of VAMP4 only when phosphorylated at Ser30
Immunogen:	A synthesized peptide derived from human VAMP4 (Phospho-Ser30)
Uniprot:	O75379
Subcellular Location:	Golgi apparatus;
Similarity:	Belongs to the synaptobrevin family.
Storage Condition and Buffer:	Rabbit IgG in phosphate buffered saline , pH 7.4, 150mM NaCl, 0.02% sodium azide and 50% glycerol.Store at -20 °C.Stable for 12 months from date of receipt



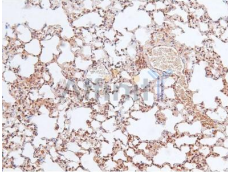
Western blot analysis VAMP4 (Phospho-Ser30) using HeLa whole cell lysates



AF8095 at 1/200 staining Human liver cancer tissue sections by IHC-P. The tissue was formaldehyde fixed and a heat mediated antigen retrieval step in citrate buffer was performed. The tissue was then blocked and incubated with the Ab for 1.5 hours at 22°C. An HRP conjugated goat anti-rabbit Ab was used as the secondary.



AF8095 at 1/200 staining Mouse brain tissue sections by IHC-P. The tissue was formaldehyde fixed and a heat mediated antigen retrieval step in citrate buffer was performed. The tissue was then blocked and incubated with the Ab for 1.5 hours at 22°C. An HRP conjugated goat anti-rabbit Ab was used as the secondary.



AF8095 at 1/200 staining Rat lung tissue sections by IHC-P. The tissue was formaldehyde fixed and a heat mediated antigen retrieval step in citrate buffer was performed. The tissue was then blocked and incubated with the Ab for 1.5 hours at 22°C. An HRP conjugated goat anti-rabbit Ab was used as the secondary.

**IMPORTANT:** For western blot, incubate membrane with diluted Ab in 5% w/v milk , 1X TBS, 0.1% Tween@20 at 4°C with gentle shaking, overnight.

For Research Use Only. Not for use in diagnostic and therapeutic procedures. Not for resale without express authorization.