


PPP2R1A Antibody

Cat.#: DF8794
Size: 100ul,200ul

Concn.: 1mg/ml
Source: Rabbit

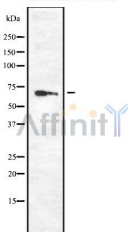
Mol.Wt.: 65 kDa
Clonality: Polyclonal

Application:	WB 1:1000-3000, IF/ICC 1:100-1:500, IHC 1:50-1:200, ELISA(peptide) 1:20000-1:40000 *The optimal dilutions should be determined by the end user.
Reactivity:	Human,Mouse,Rat
Purification:	The antiserum was purified by peptide affinity chromatography using SulfoLink™ Coupling Resin (Thermo Fisher Scientific).
Specificity:	PPP2R1A Antibody detects endogenous levels of total PPP2R1A.
Immunogen:	A synthesized peptide derived from human PPP2R1A, corresponding to a region within C-terminal amino acids.
Uniprot:	P30153
Storage Condition and Buffer:	Rabbit IgG in phosphate buffered saline , pH 7.4, 150mM NaCl, 0.02% sodium azide and 50% glycerol.Store at -20 °C.Stable for 12 months from date of receipt.

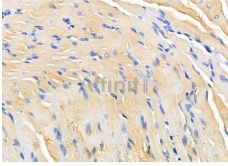


Western blot analysis of extracts from various samples, using PPP2R1A Antibody.

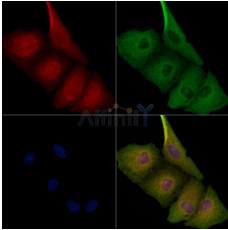
Lane 1: Rat heart, blocked with antigen-specific peptides,
Lane 2: Rat heart,
Lane 3: Mouse lung.



Western blot analysis of PPP2R1A using RAW264.7 whole cell lysates



DF8794 at 1/100 staining Rat testis tissue by IHC-P. The sample was formaldehyde fixed and a heat mediated antigen retrieval step in citrate buffer was performed. The sample was then blocked and incubated with the primary antibody at 4°C overnight. An HRP conjugated anti-Rabbit antibody was used as the secondary antibody.



DF8794 staining A549 cells by IF/ICC. The samples were fixed with PFA and permeabilized in 0.1% Triton X-100, then blocked in 10% serum for 45 minutes at 25°C. Samples were then incubated with primary Ab(DF8794) and mouse anti-beta tubulin Ab(T0023) for 1 hour at 37°C. An AlexaFluor594 conjugated goat anti-rabbit IgG(H+L) Ab(Red) and an AlexaFluor488 conjugated goat anti-mouse IgG(H+L) Ab(Green) were used as the secondary antibody.

IMPORTANT: For western blot, incubate membrane with diluted primary Ab in 5% w/v milk , 1X TBS, 0.1% Tween@20 at 4°C with gentle shaking, overnight.

For Research Use Only. Not for use in diagnostic and therapeutic procedures. Not for resale without express authorization.