

nP91028Mu91 10 μ g
Albumin (ALB)
Organism: *Mus musculus* (Mouse)
Instruction manual

FOR IN VITRO USE AND RESEARCH USE ONLY
NOT FOR USE IN CLINICAL DIAGNOSTIC PROCEDURES

7th Edition (Revised in May, 2013)

[PROPERTIES]

Host: Native

Subcellular Location: Secreted .

Purity: >90%

Endotoxin Level: <1.0EU per 1 μ g (determined by the LAL method).




Formulation: Supplied as lyophilized form in 50mM TRIS, 200mM NaCl

Applications: SDS-PAGE; WB; ELISA; IP.

(May be suitable for use in other assays to be determined by the end user.)

[RELEVANCE]

The albumins are a family of globular proteins, the most common of which is serum albumin. The albumin family consists of all proteins that are water-soluble, are moderately soluble in concentrated salt solutions, and experience heat denaturation. Albumins are commonly found in blood plasma, and are unique from other blood proteins in that they are not glycosylated. Substances containing albumins, such as egg white, are called albuminoids. Albumin is the main protein of mouse plasma. Its main function is to regulate the colloidal osmotic pressure of blood.

Unique product Superb quality Client favorite Nicest service  ISO9001:2008 ;  ISO13485:2003 ; 

[**USAGE**]

Reconstitute in sterile PBS, pH7.2-pH7.4.

[**STORAGE AND STABILITY**]

Storage: Avoid repeated freeze/thaw cycles.

Store at 2-8°C for one month.

Aliquot and store at -80°C for 12 months.

Stability Test: The thermal stability is described by the loss rate of the target protein. The loss rate was determined by accelerated thermal degradation test, that is, incubate the protein at 37°C for 48h, and no obvious degradation and precipitation were observed. (Referring from China Biological Products Standard, which was calculated by the Arrhenius equation.) The loss of this protein is less than 5% within the expiration date under appropriate storage condition.

[**REFERENCES**]

1. Gunnarsson A.K., *et al.* (2012) Scand J Surg 101:204-210.
2. Khaziapoul S., *et al.* (2012) Biochem. Biophys. Res. Commun. 426:539-543.
3. Sirico M.L., *et al.* (2012) Mediators Inflamm. 2012:236796-236796.
4. Oh B.J., *et al.* (2012) Biomarkers 17:394-401.