

**PAA043Hu01****Polyclonal Antibody to Glial Cell Line Derived Neurotrophic Factor (GDNF)****Organism: Homo sapiens (Human)*****Instruction manual***

FOR IN VITRO USE AND RESEARCH USE ONLY

NOT FOR USE IN CLINICAL DIAGNOSTIC PROCEDURES

8th Edition (Revised in Jun, 2013)

**[ PRODUCT INFORMATION ]****Immunogen:** GDNF, Human**Clonality:** Polyclonal**Host:** Rabbit**Immunoglobulin Type:** IgG**Purification:** Affinity Chromatography.**Applications:** WB, ICC, IHC-P, IHC-F, ELISA**Concentration:** 200µg/mL**UOM:** 100µg**[ IMMUNOGEN INFORMATION ]****Immunogen:** Recombinant GDNF (Ser78~Ile211) expressed in *E. coli*.**USCN Accession No.:** RPA043Hu01**Sequence:** The target protein is fused with N-terminal His-Tag and its sequence is listed below.MGHHHHHSGS-SPD KQMAVLPRRE RNRQAAAANP ENSRGKGRRG QRGKNRGCVL  
TAIHLNVTDL GLGYETKEEL IFRYCSGSCD AAETTYDKIL KNLSRNRRLV SDKVQGACCR  
PIAFDDDL SF LDDNLVYHIL RKHSAKRCGC I**[ ANTIBODY SPECIFICITY ]**

The antibody is a rabbit polyclonal antibody raised against GDNF. It has been selected for its ability to recognize GDNF in immunohistochemical staining and western blotting.

**[ APPLICATIONS ]**




Western blotting: 1:100-400

Immunocytochemistry in formalin fixed cells: 1:100-500

Immunohistochemistry in formalin fixed frozen section: 1:100-500

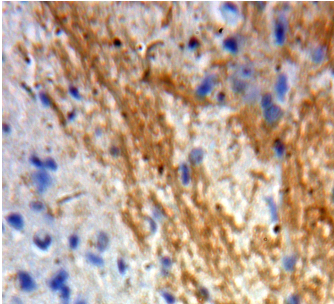
Immunohistochemistry in paraffin section: 1:50-200

Enzyme-linked Immunosorbent Assay: 1:100-200


***Unique product Superb quality Client favorite Nicest service***  ISO9001:2008;  ISO13485:2003;  CE

Optimal working dilutions must be determined by end user.

## [ IMAGES ]



Used in DAB staining on formalin fixed  
paraffin-embedded Brain tissue



Used in Western Blot ,Sample:  
Recombinant GDNF,Human

## [ CONTENTS ]

**Form & Buffer:** Supplied as solution form in PBS, pH7.4, containing 0.02% NaN<sub>3</sub>, 50% glycerol.

## [ QUALITY CONTROL ]

**Content:** The quality control contains recombinant GDNF (Ser78~Ile211) disposed in loading buffer.




**Usage:** 10uL per well when 3,3'-Diaminobenzidine(DAB) as the substrate.  
5uL per well when used in enhanced chemiluminescent (ECL).

**Note:** The quality control is specifically manufactured as the positive control. Not used for other purposes.

**Loading Buffer:** 100mM Tris(pH8.8), 2% SDS, 200mM NaCl, 50% glycerol, BPB 0.01%, NaN<sub>3</sub> 0.02%.

## [ STORAGE ]

Store at 4°C for frequent use. Stored at -20°C to -80°C in a manual defrost freezer for one year without detectable loss of activity. Avoid repeated freeze-thaw cycles.

*Unique product Superb quality Client favorite Nicest service*  ISO9001:2008 ;  ISO13485:2003 ;  CE

11271 Richmond Avenue, H104, Houston, TX 77082, USA | Toll free: 001-888-960-7402 | Fax: 001-832-538-0088 | Email: mail@uscnk.us | Http://www.uscnk.us  
Export Processing Zone, Wuhan 430056, P.R.China | Toll free: 0086-800-880-0687 | Fax: 0086-27-8425-9551 | Email: mail@uscnk.com | Http://www.uscnk.com