

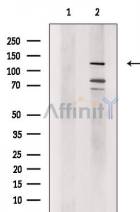
FOG2 Antibody

Cat.#: DF8852
Size: 100ul,200ul

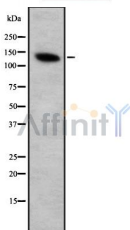
Concn.: 1mg/ml
Source: Rabbit

Mol.Wt.: 128kDa
Clonality: Polyclonal

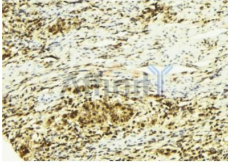
Application:	WB 1:1000-3000, IHC 1:200, IF/ICC 1:100-1:500, ELISA(peptide) 1:20000-1:40000 *The optimal dilutions should be determined by the end user.
Reactivity:	Human,Mouse
Purification:	The antiserum was purified by peptide affinity chromatography using SulfoLink™ Coupling Resin (Thermo Fisher Scientific).
Specificity:	FOG2 Antibody detects endogenous levels of total FOG2.
Immunogen:	A synthesized peptide derived from human FOG2, corresponding to a region within C-terminal amino acids.
Uniprot:	Q8WW38
Storage Condition and Buffer:	Rabbit IgG in phosphate buffered saline , pH 7.4, 150mM NaCl, 0.02% sodium azide and 50% glycerol.Store at -20 °C.Stable for 12 months from date of receipt.



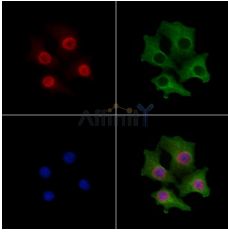
Western blot analysis of extracts from HepG2 cells, using FOG2 Antibody. The lane on the left was treated with blocking peptide.



Western blot analysis FOG2 using Jurkat whole cell lysates



DF8852 at 1/100 staining Human breast cancer tissue by IHC-P. The sample was formaldehyde fixed and a heat mediated antigen retrieval step in citrate buffer was performed. The sample was then blocked and incubated with the antibody for 1.5 hours at 22°C. An HRP conjugated goat anti-rabbit antibody was used as the secondary antibody.



DF8852 staining HeLa cells by IF/ICC. The samples were fixed with PFA and permeabilized in 0.1% Triton X-100, then blocked in 10% serum for 45 minutes at 25°C. Samples were then incubated with primary Ab(DF8852) and mouse anti-beta tubulin Ab(T0023) for 1 hour at 37°C. An AlexaFluor594 conjugated goat anti-rabbit IgG(H+L) Ab(Red) and an AlexaFluor488 conjugated goat anti-mouse IgG(H+L) Ab(Green) were used as the secondary antibody.

IMPORTANT: For western blot, incubate membrane with diluted primary Ab in 5% w/v milk, 1X TBS, 0.1% Tween@20 at 4°C with gentle shaking, overnight.

For Research Use Only. Not for use in diagnostic and therapeutic procedures. Not for resale without express authorization.