

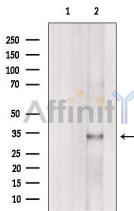
AQP9 Antibody

Cat.#: DF9225
Size: 100ul,200ul

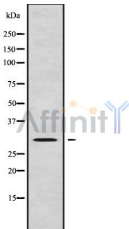
Concn.: 1mg/ml
Source: Rabbit

Mol.Wt.: 31 kDa
Clonality: Polyclonal

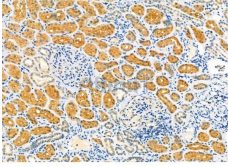
- Application:** WB 1:1000-3000, IF/ICC 1:100-1:500, IHC 1:50-1:200, ELISA(peptide) 1:20000-1:40000
*The optimal dilutions should be determined by the end user.
- Reactivity:** Human,Mouse,Rat
- Purification:** The antiserum was purified by peptide affinity chromatography using SulfoLink™ Coupling Resin (Thermo Fisher Scientific).
- Specificity:** AQP9 Antibody detects endogenous levels of total AQP9.
- Immunogen:** A synthesized peptide derived from human AQP9, corresponding to a region within the internal amino acids.
- Uniprot:** O43315
- Storage Condition and Buffer:** Rabbit IgG in phosphate buffered saline , pH 7.4, 150mM NaCl, 0.02% sodium azide and 50% glycerol.Store at -20 °C.Stable for 12 months from date of receipt.



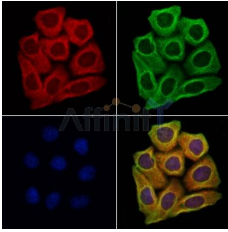
Western blot analysis of extracts from Mouse liver, using AQP9 Antibody. The lane on the left was treated with blocking peptide.



Western blot analysis of AQP9 using COLO205 whole cell lysates



DF9225 at 1/100 staining Human kidney cancer and adjacent normal tissues by IHC-P. The sample was formaldehyde fixed and a heat mediated antigen retrieval step in citrate buffer was performed. The sample was then blocked and incubated with the primary antibody at 4°C overnight. An HRP conjugated anti-Rabbit antibody was used as the secondary antibody.



DF9225 staining HeLa cells by IF/ICC. The samples were fixed with PFA and permeabilized in 0.1% Triton X-100, then blocked in 10% serum for 45 minutes at 25°C. Samples were then incubated with primary Ab(DF9225 1:200) and mouse anti-beta tubulin Ab(T0023 1:200) for 1 hour at 37°C. An AlexaFluor594 conjugated goat anti-rabbit IgG(H+L) Ab(Red) and an AlexaFluor488 conjugated goat anti-mouse IgG(H+L) Ab(Green) were used as the secondary antibody.

IMPORTANT: For western blot, incubate membrane with diluted primary Ab in 5% w/v milk , 1X TBS, 0.1% Tween@20 at 4°C with gentle shaking, overnight.

For Research Use Only. Not for use in diagnostic and therapeutic procedures. Not for resale without express authorization.