

P90675Mu01 100µg
Coagulation Factor V (F5)
Organism: Mus musculus (Mouse)
Instruction manual

FOR IN VITRO USE AND RESEARCH USE ONLY
NOT FOR USE IN CLINICAL DIAGNOSTIC PROCEDURES

6th Edition (Revised in March, 2013)

[PROPERTIES]

Residues: Asp1863-Arg2161 (Accession # O88783),
with N-terminal His-Tag.

Host: *E. coli*

Subcellular Location: Secreted.

Purity: >95%

Endotoxin Level: <1.0EU per 1µg
(determined by the LAL method).

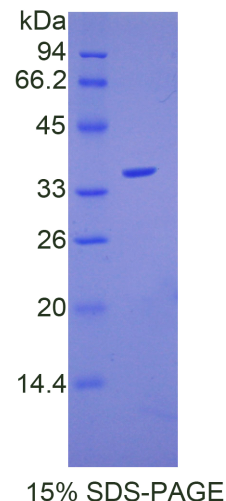
Formulation: Supplied as lyophilized form in PBS,
pH7.4, containing 5% sucrose, 0.01% sarcosyl.

Predicted isoelectric point: 9.5

Predicted Molecular Mass: 35.6kDa




Applications: SDS-PAGE; WB; ELISA; IP.

(May be suitable for use in other assays to be determined by the end user.)



[USAGE]

Reconstitute in sterile PBS, pH7.2-pH7.4.

Unique product Superb quality Client favorite Nicest service  ISO9001:2008;  ISO13485:2003; 

[STORAGE AND STABILITY]

Storage: Avoid repeated freeze/thaw cycles.

Store at 2-8°C for one month.

Aliquot and store at -80°C for 12 months.

Stability Test: The thermal stability is described by the loss rate of the target protein. The loss rate was determined by accelerated thermal degradation test, that is, incubate the protein at 37°C for 48h, and no obvious degradation and precipitation were observed. (Referring from China Biological Products Standard, which was calculated by the Arrhenius equation.) The loss of this protein is less than 5% within the expiration date under appropriate storage condition.

[SEQUENCES]

The target protein is fused with N-terminal His-Tag, its sequence is listed below.

MGHHHHHHS GSEF-DKECKMPM GLSTGVISDS QIKASEYLT Y WEPLRLRLNN
AGSYNAWSIE KTALDFPIKP WIQVDMQKEV VVTGIQTQGA KHYLKSCFTT EFQVAYSSDQ
TNWQIFRGKS GKSVMYFTGN SDGSTIKENR LDPPIVARYI RIHPTKSYNR PTLRLELQGC
EVNGCSTPLG LEDGRIQDKQITASSFKKSW WGDYWEPSLA RLNAQGRVNA
WQAKANNKQ WLQVDLLKIK KVTAVTQGCKSLSEM YVK SYSIQYSDQG VAWKPYRQKS
SMVDKIFE GN SNTKGHMKNF FNPPISR FIR